
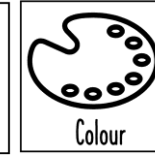



Year 1 and 2
Spring block
Cycle B

Moor First Art and Design
Knowledge Organiser
Topic Covered: Colour

WEAVING CONCEPTS



Jackson Pollock
1912- 1956

Artist Study:

Jackson Pollock was born in America.

He used his art to express his feelings.

As Jackson Pollock's style became more abstract, he invented a technique called 'drip painting'.

Pollock didn't paint on an easel, instead he put his canvases on the floor.

What should I already know?

Y1: I should know how to experiment with colour.

I should be able to explain my artwork.

Y2: I should be able to create moods in art work.

I should be able to name the primary and secondary colours.

I should be able to describe what I can see and ask questions about a piece of art.

Key Vocabulary

Colour Wheel	A diagram that shows colours and their relationship to each other.
Abstract	Art that doesn't look like an object.
Drip	When paint is allowed to drop off the paintbrush.
Splatter	When paint is splashed onto the paper.
Layer	When more paint is added on top.
Tint	Adding white to make colours lighter.
Tone	Adding black to make colours darker.
Warm colours	Colours that are made from red, yellow and orange.
Cool colours	Colours that are made from blue, green and purple.

What will I learn?

I will learn that Jackson Pollock created a technique called 'drip painting'.

I will learn that Jackson Pollock painted on the floor.

I will learn how to mix colours and name the primary and secondary colours.

I will learn how to add tints and tones and create moods in my artwork.



