

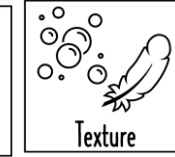



William Morris

1834-1896

Year 2 and 3  
Spring block  
Cycle B

Moor First Art and Design  
Knowledge Organiser  
Topic Covered: Printing/ Digital Art

# WEAVING CONCEPTS



## Artist Study:

- William Morris was one of the most influential designers of the 19<sup>th</sup> Century.
- He was a British artist.
- His work included wallpaper design, furniture, stained glass windows, tiles and tapestries.
- He repeated patterns by block printing.

## What should I already know?

Y2: I should be able to create a repeating pattern in print.

I should be able to use ICT to create a picture.

I should be able to describe and ask questions about a piece of art.

Y3: I should be able to create a piece of art by pressing, rolling, rubbing and stamping.

I should be able to suggest how an artist has used colour, pattern and shape.

I should be able to create a piece of art in response to the work of another artist.

## Key Vocabulary

Pattern	A repeated decorative design.
Print making	An impression made by any method involving transfer from one surface to another.
Shape	An area enclosed by a line. It could be an outline, or it could be shaded in.
Texture	How something feels when it is touched.
Press printing	Creating an image on a block of card or polystyrene.

## What will I learn?

I will learn that William Morris was an influential British designer.

I will be able to describe William Morris' work.

I will learn how to create a printing block inspired by William Morris.

I will learn how to use a polystyrene sheet to create a print.

I will learn how to create repeated patterns using digital art.

