
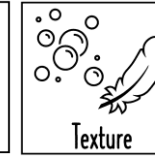



# WEAVING CONCEPTS



Bridget Riley  
1931- present

## Artist Study:

Bridget Riley is an English artist who enjoyed art from an early age.

She spent many hours watching colour, changing light and clouds.

She is famous for using shapes and patterns in her work. She places these together to create an optical illusion.

Bridget Riley uses a lot of different lines to create her art work. These include: horizontal, vertical, diagonal, wavy, cross-hatched and broken lines.

## What should I already know?

Y1: I should know how to experiment with colour.

I should be able to create a repeating pattern.



I should be able to describe what I can see and give an opinion about the work of an artist.

Y2: I should be able to name the primary and secondary colours.

I should be able to describe what I can see and ask questions about a piece of art.

## Key Vocabulary

Abstract	Art made up of colour, shape and pattern rather than objects.
Optical illusions	An image that tricks your eyes and brain to see something different from the actual image.
Shape	The form of an object.
Horizontal	Lines that go from left to right.
Pattern	A design in which shapes, light and colours are repeated.
Vertical	Lines that go from top to bottom.



## What will I learn?

- I will learn what an optical illusion is.
- I will use shapes and patterns to create my own optical illusion.
- I will explore Bridget Riley's artwork and give my opinions on whether I like it and how it makes me feel.

