
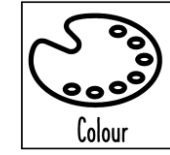




WEAVING CONCEPTS



Claude Monet
1840- 1926

Artist Study:

Claude Monet was born in Paris, France.

He grew up to become one of the world's most well-known artists.

Monet's childhood was spent by the sea and his love of nature inspired his artwork. He would often draw sailing boats and his surroundings.

The word impressionist came from a painting Monet created in 1872, called *Impression: Sunrise*.

What should I already know?

Y3: I should be able to mix colours and name the primary and secondary colours.

I should be able to create tints and tones.

I should be able to choose and use three different grades of pencil when drawing.

I should be able to create a piece of artwork in response to an artist.

I should be able to suggest how artists have used colour, pattern and shape.

Y4: I should be able to sketch to produce a final piece of art.

I should be able to use a range of brushes to create different effects in painting.

I should be able to compare the work of different artists.

I should be able to recognise when art is from different historical periods.

Key Vocabulary

Blend	A technique of gently combining two or more colours to soften lines.
Direction	The way the brush moves to build an image.
Observation	To draw or paint a subject as accurately as possible.
Landscape	A scene that is captured and painted or drawn by an artist.
Impressionism	A style of painting from mid to late 19 th century developed in France. Small, visible brushstrokes that offer the bare impression of form, unblended colour and an emphasis on the accurate depiction of natural light.
Watercolour	A type of paint which is mixed with water, producing a thin, transparent colour which can be built up in layers.

What will I learn?

I will replicate one of Monet's famous pieces using watercolours.

I will experiment with mixing and blending colours.

I will understand the use of colour theory.

